

PRU-DENT Mfg., Inc.

Product & Service Catalog

Issue 31

Dear Customer,

Whether you've been our customer for many years or someone who is looking us over for the first time, we'd like to welcome you to the **PRU-DENT** family. **PRU-DENT** has been a leader in dental instrument manufacturing for three generations - crafting the first Gracey Curettes in 1928 and inventing the Retipping process in 1978. We feel confident saying that we're **THE BEST INSTRUMENT MAKER & RETIPPER** in the dental industry. We can say that because:

- * Our blades are harder, sharper & more durable than our competitors. You **WILL** feel the difference!
- * We manufacture our own instruments so you get 1 to 2 Day Service - no need to wait weeks.
- * Personal Customer Service - you'll deal directly with the technician assembling your instruments, so you get exactly what you want every time. Our job is to make your job easier with instruments you'll love.
- * We're so confident of our Quality that we give the **BEST GUARANTEE** around .
- * And you get **ALL THIS** at prices comparable to the lesser quality products and service of other dealers.

We've just revamped our catalog to include lots of information on the use and care of dental instruments to make your job easier, as well as pictures of the many instruments we make. We want to show you exactly how **PRU-DENT** can meet your New Instrument, Retipping and Sharpening needs.

Tim Prusaitis
President



WARNING!
Unlike the instruments you may be used to,
PRU-DENT instruments are **VERY SHARP!**

PRU-DENT

Congratulations on choosing **PRU-DENT**.

At **PRU-DENT** our primary goal is to make your work easier by making super-sharp blades that last longer. In fact, our customers report that our blades last up to 4 times longer than other manufacturers.

Our unique processes give our blades maximum hardness, without losing their flexibility or anti-corrosive properties. This makes them much more durable and longer lasting. To prevent the problem of breakage, we form our bends around a radius, rather than a sharp corner like other manufacturers. This allows our blades to bounce back, where others would break.

Some of our customers have told us that they tried switching to a low-cost retipper to save a few dollars. What they got were instruments that quickly lost their shape and sharpness. These manufacturers intentionally make their instruments softer to prevent breakage and limit warranty costs. Of course, this softness makes the blades wear down faster, requiring frequent replacement. These customers came back to us when they realized that they actually saved money in the end by buying **PRU-DENT** instruments.

Speaking of customers, we've had many satisfied customers with us for decades because they love the quality of our instruments and our friendly and personal customer service. If you take a moment to read our history, you'll see that the **PRU-DENT** family has been making dental instruments since 1926. For 3 generations we have been dedicated to continually innovating and improving the quality of our product.

Please take a few minutes to read through this catalog. If you have any questions about instrument sharpening or care, or how we design and manufacture our instruments, please don't hesitate to contact us. We'd love to hear from you.

Hope this note finds you all well. I've wanted to thank you for your wonderful attention to our instruments. They are especially sharp and easy to maintain. Whoever did them really did a great job. We appreciate it.

Lena Leichtling RDH

I'm getting ready to send you more instruments to retip. Our first order was great! Everyone in the office is happy and I sure got some good "points" with the boss. I mailed our order by U.S. mail and paid for extra speedy delivery on a Friday afternoon and received our order from you on the following Thursday. WOW! Thank you for great service and excellent quality.

Tina Galgozy R.D.H.

Thank you for the great job. We loved the retipped instruments and will send more. Thanks again.

Greg Grossman D.D.S.

History

PRU-DENT is a family business that has been manufacturing dental instruments in the United States since 1926. It was founded by Rudolph Steidle, a master instrument maker and graduate of the world-renowned instrument manufacturing schools of Tutlingen, Germany.

Recognizing his remarkable talent, Rudy was recruited by the Hugo Friedman Specialty Company as an instrument maker. In 1928, Dr. Clayton Gracey came to Friedman Specialty with a set of one and a half scale models of an area specific curette for the removal of calculus. Rudy created the first Gracey curettes from these crude models.

Soon Rudy opened the R.M. Steidle Manufacturing Company, which continued to supply the Friedman Specialty Company (Hu-Friedy) with quality dental instruments for another forty-seven years.

In 1973, Rudy's son-in law, John Prusaitis, took over as President and master instrument maker. John was the first to consider rebuilding old instruments to save his customers money, and in 1978 he invented the Stainless Steel Retipping process. The company name was later changed to ***PRU-DENT Mfg., Inc.***

Today, John's son Tim Prusaitis is at the helm. Tim has 20 years of instrument-making experience, as well as formal training in engineering, hydraulics, pneumatics, metallurgy and computers. He's using all these skills to create new production equipment and processes that allow our instruments to continually evolve to meet our customers' needs.

Innovations

- 1928 Our founder collaborated with Dr. Clayton Gracey to create the original Gracey Curettes.
- 1978 Invented Retipping process.
- 1986 Invented the ***PRU-DENT 1/2***, a Miniature head Gracey with an extra-long shank.
- 1990 Invented the Flex series for greater tactile sensitivity.
- 1991 Invented the ***PRU-DENT Sharpening System***, the easiest way to sharpen your own instruments. (See page 20)

Table of Contents

Testimonials	Page 2
Our Quality	Page 4
Our Services: New Instruments, Retipping, Sharpening	Page 5
Frequently Asked Questions	Page 7
Handle Styles	Page 8
Probes and Mirrors	Page 9
Explorers	Page 10
Curettes	Page 11
Scalers	Page 15
Hoes and Surgical Chisels	Page 18
Perio Knives	Page 18
Care of Your <i>PRU-DENT</i> Instruments	Page 19
Tips on Sharpening your Instruments	Page 19
Buy your own <i>PRU-DENT Sharpening System</i>	Page 20
Quantity Discount	Back Cover
Our Guarantee to You	Back Cover

PRU-DENT Quality

Why we're confident saying that PRU-DENT Instruments are THE BEST.

At **PRU-DENT** we manufacture our instruments ourselves. This means that we have control over the whole process, from selecting the best materials, to using state-of-the-art production processes, to years of experience hand-crafting each instrument. All this means that you get exceptionally sharp and long-lasting instruments.

How we make our instruments so Sharp and Long-lasting.

We start with high-carbon, high-chromium, martensitic stainless steel, made by the same foundry that supplies other high-end dental and surgical manufacturers. The steel is precision-machined into turned points on equipment designed to make Swiss watch components.

The turned points are then shaped on our state-of-the-art electronic-pneumatic equipment, which places the cutting edge exactly where it's needed every time.

Next, the heads are forged, meaning we strike them with a 10-ton press in a close fitting die that shapes the head and creates a dense grain structure in the metal, giving them greater strength, durability, and wear resistance. We're proud to say that we were the first manufacturer to develop a polished-finish die that creates a mirror-smooth face for a finer cutting edge.

To make our blades stronger yet, they are heat-treated and then cryogenically tempered. This permanently rearranges the molecular structure of the steel to dramatically increase hardness, wear resistance and durability.

Finally, these incredibly hard blades are precision ground on diamond-plated sharpening wheels to within a tolerance of 0.002 of an inch (blade width) and at a consistent 75° angle between the face and the lateral side. And as far as we know, we're still the only manufacturer who conditions the cutting edge to remove the false edge or burr. A false edge will curl over in the autoclave, making instruments that felt sharp out of the box feel dull when you use them.

Why our blades are better than even those of other high-end manufacturers.

We are proud to say that for three generations **PRU-DENT** has been responsible for many innovations and advancements in dental instrument design. While some of these advancements have been copied by other manufacturers, others remain our trade secrets.

An important example is that many other manufacturers have chosen to make their points slightly soft which benefits THEM in three ways. First, when the instrument is dropped it will bend instead of break, which prevents warranty claims. Second, softer steel is easier and less expensive for them to sharpen. And finally, perhaps the biggest advantage for them is that softer steel wears faster and so needs to be replaced more often, putting more money in their pockets.

At **PRU-DENT** we want our instruments to last as long as possible, so we design our blades to be as hard as possible while still being stainless. To prevent breakage, we form our bends around a precise radius instead of a sharp corner. Sharp corners create a high stress point where the metal is weakened. Radiused corners give **PRU-DENT** points the ability to absorb an impact then spring back into shape in situations where other brands would break or be permanently bent.

In short, we prefer to take a long-term approach with our valued customers. Our goal is to maintain relationships with our customers for many years. So we create instruments that are super-hard because our customers want instruments that are super-sharp AND stay sharp as long as possible. It's a **WIN-WIN** situation for both of us. Our customers get instruments they love at a very reasonable price. And we get delighted and loyal customers.

Operating with our customers' interests as our number one focus has kept us in business for almost 80 years. You may be interested to know that we don't have a sales staff. We don't need one. Our customer list is always growing because our very satisfied customers spread the word to their colleagues about our superior products and services.

You can get PRU-DENT Quality in 3 Ways

New Instruments

Because we are a manufacturer, we make New Instruments as well as Retip instruments. Of course, these New Instruments are of the same superior quality and come with the same Guarantee as our Retipped Instruments. Please see the pictures and descriptions listed on pages 9-18.

Sharpening

Send us your dull, worn instruments and using our state-of-the-art sharpening equipment we'll give them the sharp, crisp cutting edges that our New and Retipped instruments enjoy. With most brands this is the sharpest they will ever be. If you'd like to sharpen instruments yourself, but feel you don't have the talent, turn to page 20 and read about our patented ***PRU-DENT Sharpening System***. Our Sharpening System is so easy to use we've found that anyone who can use an instrument can sharpen it. On page 19 you'll find tips on Sharpening instruments yourself.

Retipping

Retipping is basically rebuilding an instrument with new points. Each instrument is rebuilt by going through these steps:

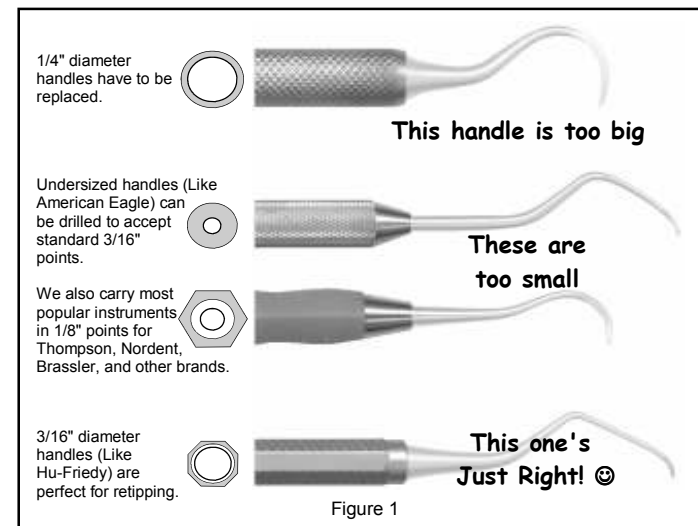
- 1) The instrument handles are inspected for cracks or other flaws. This is very important because a split or cracked handle can be internally contaminated, and autoclaves are only designed to sterilize the exposed surface. Damaged handles are discarded and replaced with new ***PRU-DENT*** handles, designed to resist cracking.
- 2) The old points are removed from undamaged handles using specialized equipment designed to preserve the structural integrity of the instrument.
- 3) The handles are prepared to receive the new points and the instruments are reassembled with new points that we manufacture.
- 4) The handles are sealed with a high temperature bonding compound, given a final quality inspection, and return-shipped to your office.

We know about those super-low cost retippers out there, but we want you to know this is definitely a case of "You get what you pay for." Our customers that have tried them have told us that our blades are not only sharper, but last about FOUR times longer than the cheap stuff. This means that ***PRU-DENT*** Retipping will actually cost you less money, with less interruption in your work for frequent sharpening or Retipping.

Are all handles Retippable?

We can Retip Hu-Friedy, Nordent, Thompson, Brassler, and many other brands because we use the industry standard 3/16" and 1/8" diameter Stainless Steel for our instrument points. More than 90% of the instruments made use these sizes. However, some companies do use different point sizes. (See Figure 1.) Over-sized handles have to be replaced, but some under-sized handles (like American Eagle 5/32" points) can be drilled to 3/16". Handles that are too small to be drilled safely can be replaced. Your handles don't have to be cracked or odd-sized to upgrade or change their style. Just tell us which handles you want to change and add the Replacement Handle price to the Retip price.

If a handle can't be Retipped we can replace it with one that *can*.



We suggest you inspect your instrument handles for cracks or other flaws after every sterilization because even newer instruments can crack. For directions on inspecting your handles turn to page 6.

Why your handle may need to be replaced

Inspecting handle integrity

This is one of the most important steps in caring for your instruments. Most people don't think about it, but your instruments have to survive in a very harsh environment. Aside from being dropped, bent, and the occasional botched attempt at sharpening, they have to be sterilized several times a day. Sterilizers use harsh chemicals, temperatures of 270°F or higher, and pressures up to 40 p.s.i. to kill pathogenic microorganisms.

Why do some handles crack?

The autoclave's rapid heating and cooling cycles expand and contract the metal of your instruments. Since the points are made of a denser material than the handle they will expand more, stretching the opening of the handle every time the instrument is autoclaved. Eventually this can cause the handle to fatigue and crack, just like bending a piece of wire back and forth until it breaks. Here are a few examples of how a handle's shape and what it's made of have a great impact on its life expectancy.

Corners on hexagon or octagon handles cause stress points and are more likely to crack than round handles.

Chrome-Plated Brass handles used to be the standard of the industry, but many companies are phasing them out. Brass is soft and is easily dented and split. The chrome can also peel and chip off, exposing the brass that will eventually corrode black.

Plastic handles are considered disposable and usually crack or split within a year. Some exceptions, like the Hu-Friedy *Resin-8tm*, are a Stainless Steel handle covered in a cosmetic plastic grip.

Stainless Steel handles are extremely durable and very rarely fail, regardless of the shape. This is why all our handles are made of Stainless Steel and why they have a Lifetime of the Instrument Guarantee. The best guarantee is one you never have to use.

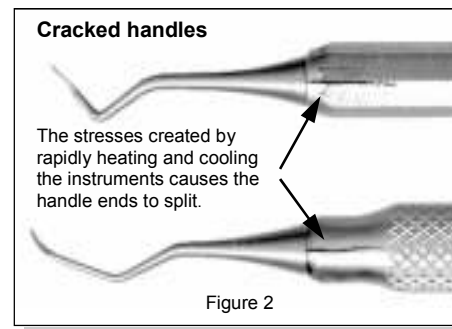
A hiding place for contamination

Most instruments are assembled from three pieces: two working ends or points and a hollow tube handle. The handle is sealed when the points are pressed into the ends. **PRU-DENT**, as well as many other manufacturers, also apply an anaerobic sealer. If the end of the handle is split or cracked, it's possible for the interior to become contaminated. This breaks the "**chain of asepsis**" by giving the pathogenic microorganisms a deep, dark place to hide during sterilization.



How do I inspect my handles for cracks?

Hold your instruments under a bright light. Roll the instrument slowly between your thumb and fingers. Cracks form lengthwise and start where the point enters the handle. If the handle has a hexagon or octagon shape, the cracks will generally form along the corners, the place of highest stress. (See Figure 2.)



Frequently Asked Questions about PRU-DENT Retipping.

What makes PRU-DENT different than other Retippers?

In a word, Quality - **PRU-DENT** points are made from the hardest, longest-lasting steel and have a diamond-sharpened edge. We take care of your instruments as if you're going to use them on us. There are low-cost retippers out there, but it's definitely a case of "You get what you pay for." Our customers have found that our blades are much sharper and last about FOUR times longer, so you get an instrument that makes your work easier and over a year **PRU-DENT** Retipping will cost you less.

Is it really "as good as new"?

Not just "as good as," but better. We replace the entire point with a new one and reassemble it using the same processes and materials we use to create our New Instruments. The only part that is reused is the handle itself. (See page 5)

How long should an instrument last?

PRU-DENT New Instruments and Retipped points last slightly longer than other high-end brands and much longer (up to 4 times longer) than low-end brands. That's because we design them to last as long as possible. Our average customer will retip an individual instrument about once year. An instrument's life is greatly effected by the blade type, how often it's used, and how well and often it's sharpened.

What else determines how long an instrument will last?

The Hardness of the Blade. Harder steel wears more slowly and requires less metal be removed when Sharpening. (see Sharpening Tips page 19)

The Design of the Instrument also effects how many times can it be Sharpened. Universal curettes have two parallel cutting edges and a rounded toe, they get thinner when Sharpened. Scalers have two cutting edges that come to a point, the triangular blade gets thinner and shorter when Sharpened. Universal curettes can be Sharpened more often than scalers of the same size, so universals last longer. Gracey curettes have a round toe and only one cutting edge to be sharpened, Gracays get thinner when Sharpened, but only half as much as a universal curette of the same size. A wider instrument head (like a rigid) can be Sharpened more often than a regular blade.

How long until I get my instruments back?

We complete the average retip order in 1 to 2 days. Most of the wait is the time in transit to and from Schaumburg, Illinois. Call us if you're in a hurry.

HELP! I forgot to send my instruments & I need them tomorrow...I am so fired! We can help. See our Instant Retip Service below.

What is your INSTANT RETIP SERVICE?

This service allows you to get your instruments Retipped super fast AND save money on shipping. Overnight shipping is so expensive that it's often cheaper to BUY new handles than to pay 2 overnight shipping fees. That's right, for the same price as Retipping 10 instruments with Next Day Air round trip fees, you can get 10 instruments with New handles and have them in your office THE NEXT MORNING! Just tell us what you need and we'll ship them that day. In fact, if you can wait 2 days for your instruments, you can even save \$18. Your old instruments can be sent to later via regular mail. So if you're in a real hurry, we've got you covered.

(*Based on UPS 2006 rates.)

Can I change to a different style of point?

Yes you can. However, we don't re-label the handles, so you'll have to recognize the instrument by the points or replace the handles with new ones.

Can any instrument be Retipped?

As long as we make the points, we can retip it. Some handles can't be retipped, but they can always be inexpensively replaced with one that can.

What handles can't be Retipped?

Cracked or Split handles. Once cracked they can no longer be sterilized. (See p. 6)
One-piece instruments. Some generic brands make the whole instrument out of one chunk of lesser quality steel, so there aren't any separate points to replace.
Odd-sized handles. We make our instruments in the industry standard 3/16" shank (like Hu-Friedy) and many instruments in the 1/8" shank (like Nordent, Thompson, and Brassler). For more information about what handles can be Retipped see page 5. For a full list of our instruments see our Price List.

How many times can a handle be Retipped?

As long as it is in good shape and not cracked a handle can be Retipped. It really depends on what the handle is made of, some old chrome-plated brass handles have lasted 15 years and some have split after one. Stainless Steel handles seem to last forever. At **PRU-DENT** we only use Stainless Steel handles.

What do I do if my handles are cracked or odd-sized?

We can replace the handles with one of 5 styles, including the lightweight, large diameter (3/8") 5ST stainless tube handles. See page 8 for available handle styles.

I'd like to replace my small handles with larger ones. Is this possible?

Yes, you can choose from any of our styles and enjoy a Lifetime Guarantee.

Do you Retip Hu-Friedy plastic handles like the Resin-8tm?

Yes. All Hu-Friedy handles retip beautifully.

Can you Retip American Eagle Litetm plastic handles?

No, the Eagle Litetm is a disposable handle, but we can upgrade it to our 5ST handle. The 5ST is the same size (3/8" diameter x 4 1/4" long), is made from a lightweight stainless tube, and weighs only two-tenths of an ounce more. A sheet of paper weighs two-tenths of an ounce. And our handle comes with a Lifetime Guarantee.

What kind of Guarantee do you offer?

See our **PRU-DENT** Guarantee on the back cover.

How tall are you?

About six feet, eight inches. *This is MY most frequently asked question.*

**If you have any other questions, please don't hesitate to contact us.
800-631-2339 or retip@pru-dent.us**

HANDLE STYLES



2ST Octagon
1/4" diameter, stainless steel tube



3ST Thin Anti-Carpal Tunnel Syndrome
1/4" diameter, stainless steel tube



4ST Anti-Carpal Tunnel Syndrome
5/16" diameter, stainless steel tube



5ST Anti-Carpal Tunnel Syndrome
3/8" diameter, stainless steel tube



Silicone Cushions for #4 & #5 Handles
7/16" x 1 1/8"

All of our ultralight, ultrastrong **ST** series handles come with a Lifetime Free Handle Replacement Guarantee*.

*Guarantee void if the instrument is Retipped by an company other than **PRU-DENT**.

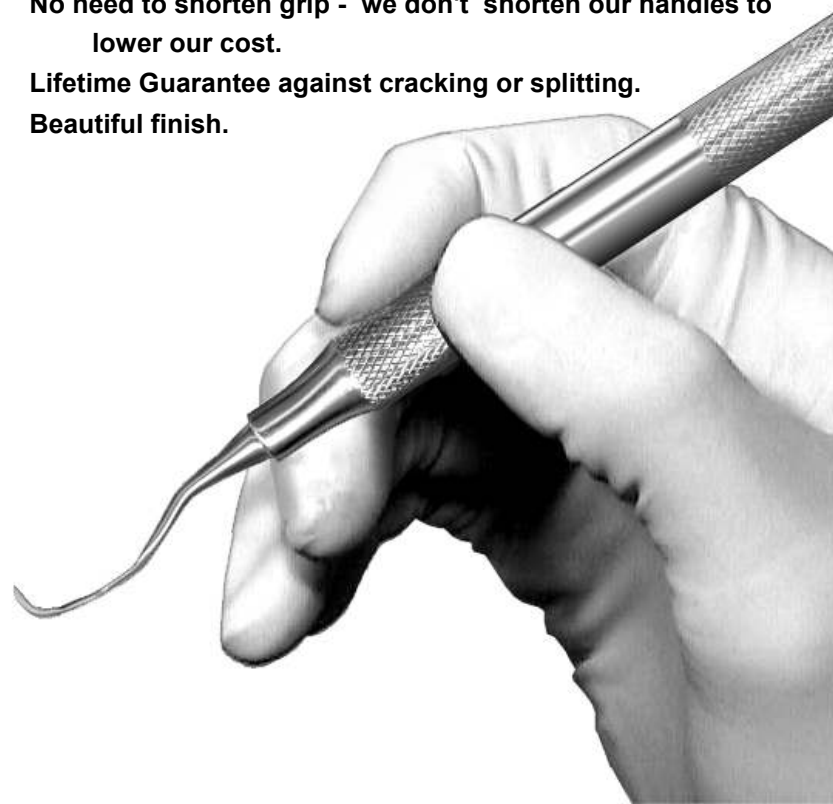
The PRU-DENT 5ST Handle

Features

- Whole instrument weighs less than seven tenths of an ounce!
- Anti-carpal tunnel syndrome design.
- Thick 3/8" diameter, knurled barrel.
- Full Length (4 1/4") handle.
- Stainless steel tube construction with tapered ends.

Benefits

- Less weight means less work and better balance.
- Reduces hand stress and fatigue.
- Increases finger control.
- No need to shorten grip - we don't shorten our handles to lower our cost.
- Lifetime Guarantee against cracking or splitting.
- Beautiful finish.



PROBES & MIRRORS



Marquis

1, 2, 3, 5, 7, 8, 9, 10mm markings



Merrit A

1, 2, 3, 5, 7, 8, 9, 10mm markings



Merrit B

1, 2, 3, 5, 7, 8, 9, 10mm markings



U of Michigan

3, 6, 8mm markings



Goldman Fox (flat)

1, 2, 3, 5, 7, 8, 9, 10mm markings



Williams

1, 2, 3, 5, 7, 8, 9, 10mm markings



Right Angle Williams

1, 2, 3, 5, 7, 8, 9, 10mm markings



GF/W



CP 12



CP 10



CP 12 23EXP

10, 9, 8, 7, 5, 3, 2, 1mm

EXPLORERS



EXP 3



EXP 3A



EXP 6



EXP 6A



EXP 17



EXP 23



EXP
23/17



EXP
23/6



EXP
Gracey
11/12



EXP
3/6



EXP 3
D/E



EXP
2XL



EXP
2A
Pigtail



EXP
2



EXP
1



ENDO
16

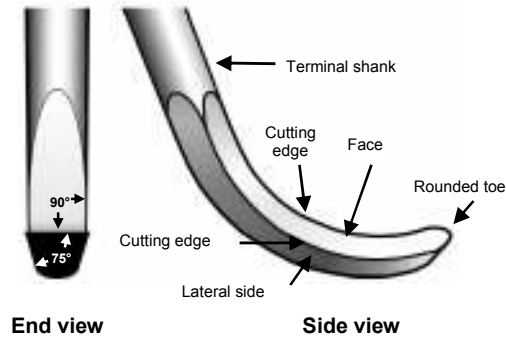
Sick of soft wire explorers, that won't hold their shape or keep their point?

PRU-DENT explorers are made of the same steel we use in our scalers, curettes and knife blades.

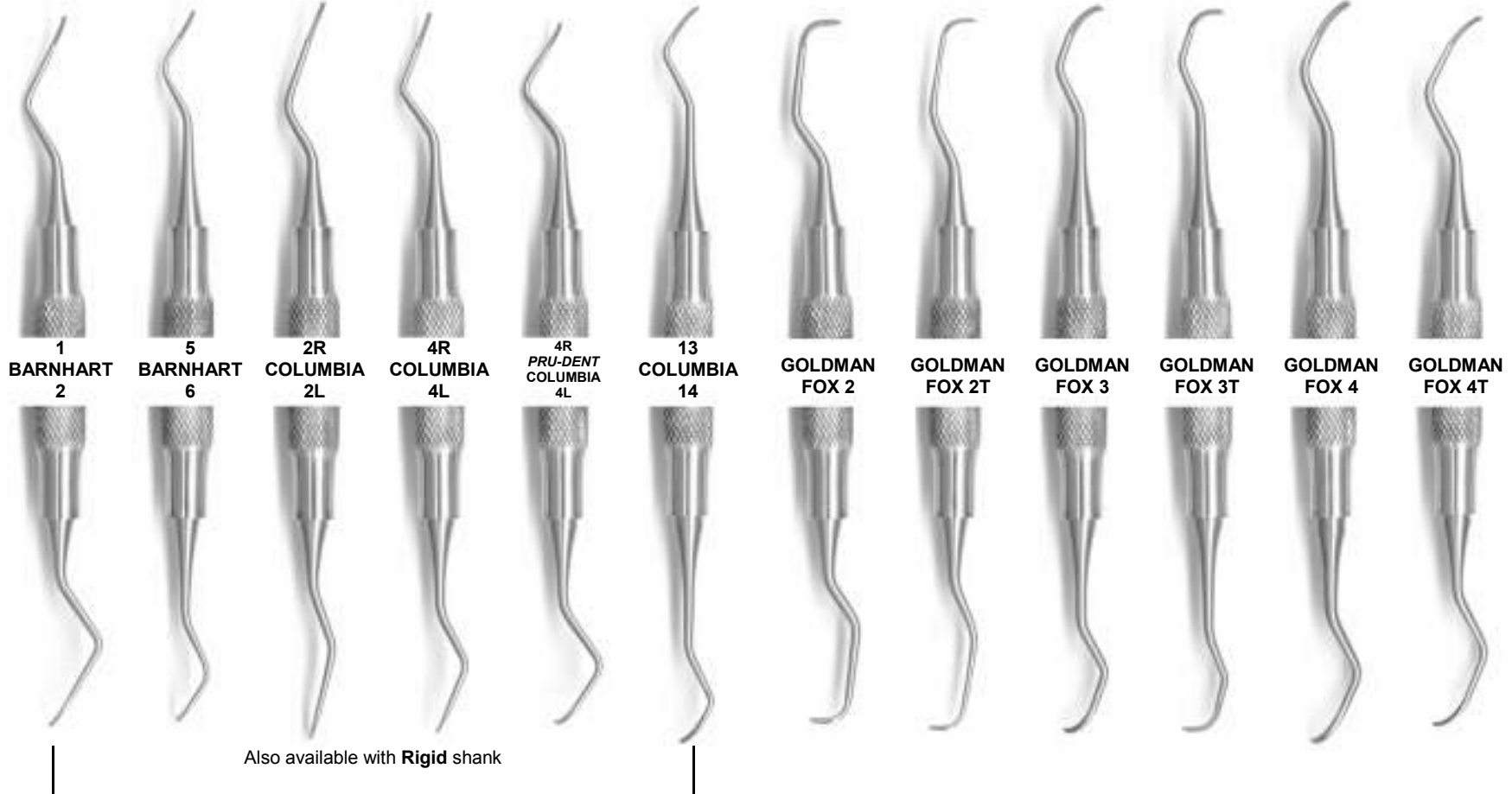
They hold their shape and their point!

Universal Curettes

Have two cutting edges that extend around the rounded toe. They have a curved face that is usually at a 90° angle to the terminal shank.



CURETTES
Barnhart
Columbia
Goldman Fox



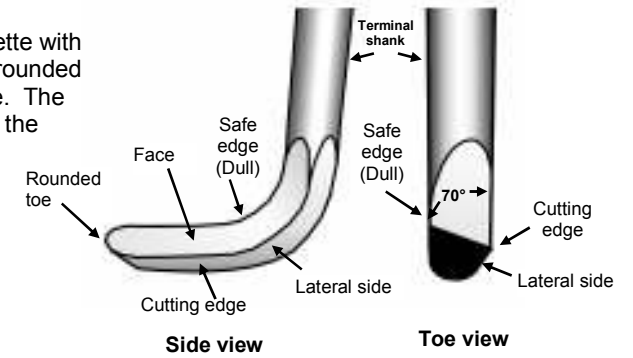
CURETTES

Gracey

Available Options	1/2	3/4	5/6	7/8	9/10	11/12	PRU-DENT 11/12	13/14	15/16	17/18
XL Extra-Long Shank	Yes	Yes	Yes	Yes		Yes		Yes	Yes	Yes
ST Short Toe	Yes	Yes	Yes	Yes	Yes	Yes	Yes	Yes	Yes	Yes
R Rigid Shank	Yes	Yes	Yes	Yes	Yes	Yes	Yes	Yes	Yes	Yes
XLR Extra-Long Rigid Shank	Yes	Yes		Yes		Yes		Yes	Yes	

Gracey Curettes

Are an area specific curette with a single cutting edge, a rounded toe, and a dull safe edge. The face is at a 70° angle to the terminal shank.



Anterior Gracey Curettes straight shank



1
GRACEY
2

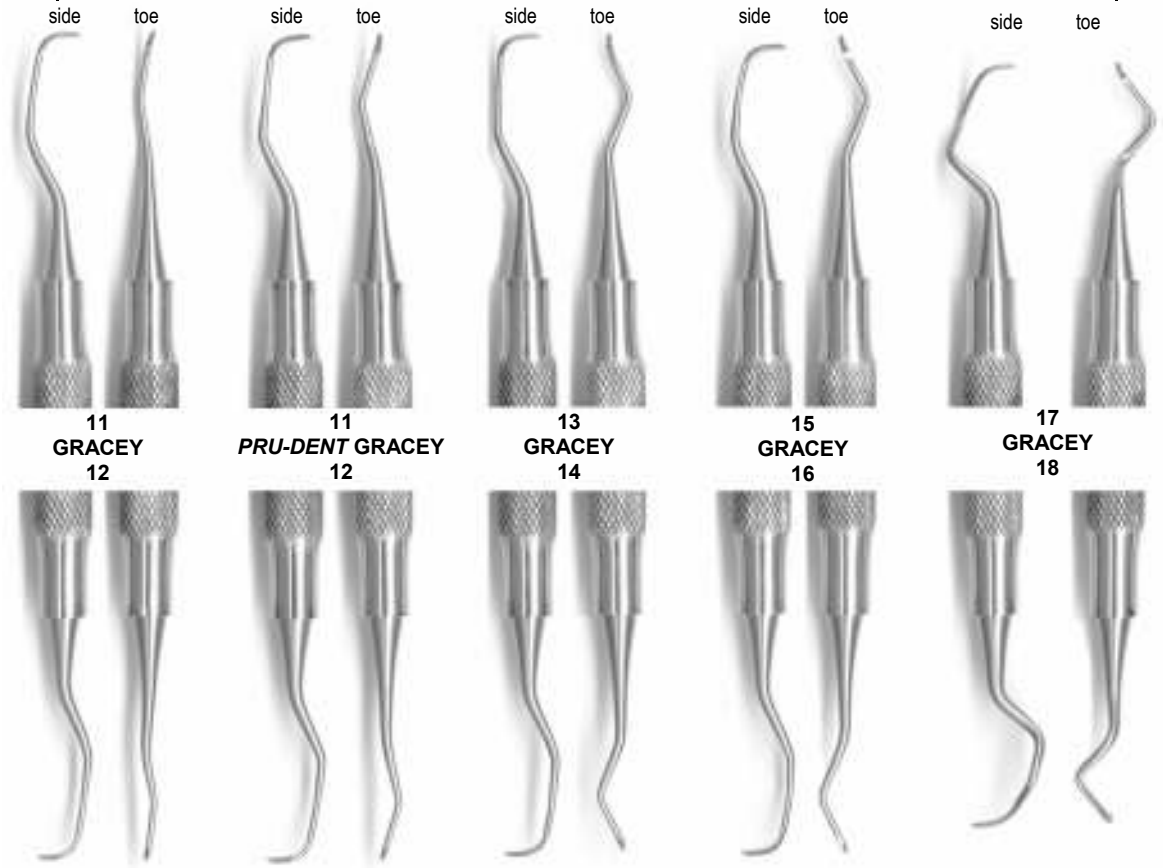
3
GRACEY
4

5
GRACEY
6

7
GRACEY
8

9
GRACEY
10

Posterior Gracey Curettes offset shank



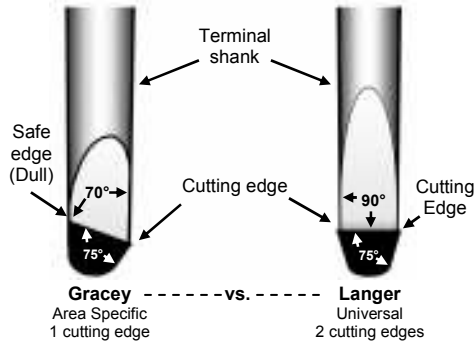
Mesial

Mesial

Distal

Mesial

Distal



Langer Curettes


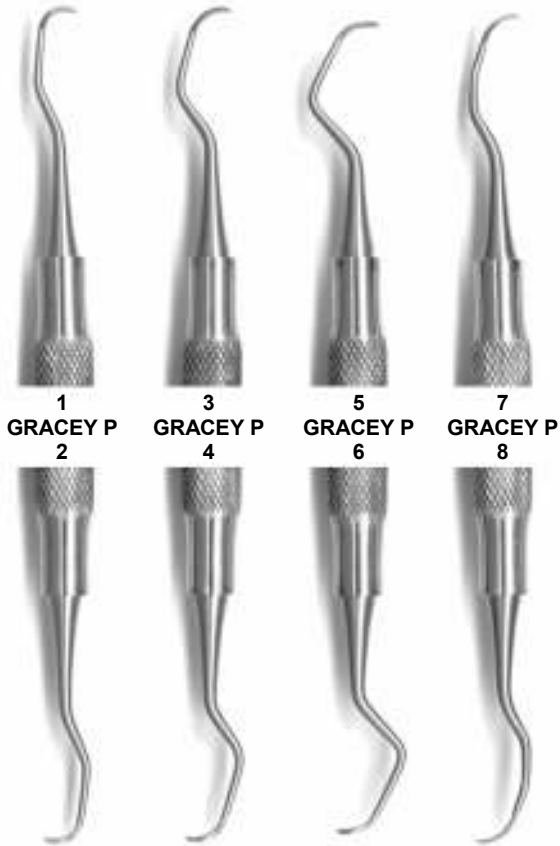
Are a universal version of the most popular Gracey Curettes. Two cutting edges give the Langer the ability to plane both Mesial and Distal surfaces without changing instruments, saving time and reducing the number of instruments in a typical setup.

CURETTES
Gracey P
Kramer
Langer

Gracey Prophy Curettes
 Have a rigid shank and a curved blade.

KRAMER Extra-Heavy Surgical Curettes
 Slightly less rigid than a garden trowel.

LANGER Universal Curettes
 Same shape as Gracey
 Treats both Mesial and Distal surfaces



Same bend as
Gra 11/12

Same bend as
Gra 13/14

Same bend as
Col 4R/4L

Same bend as
Gra 11/12

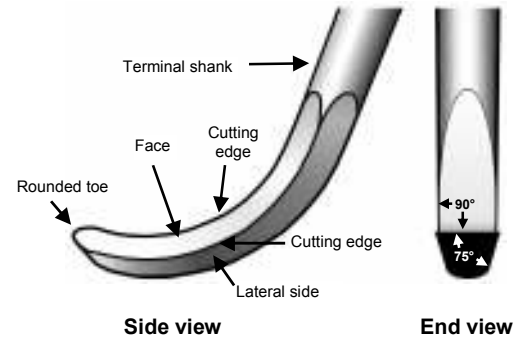
Same bend as
Gra 13/14

Same bend as
Gra 5

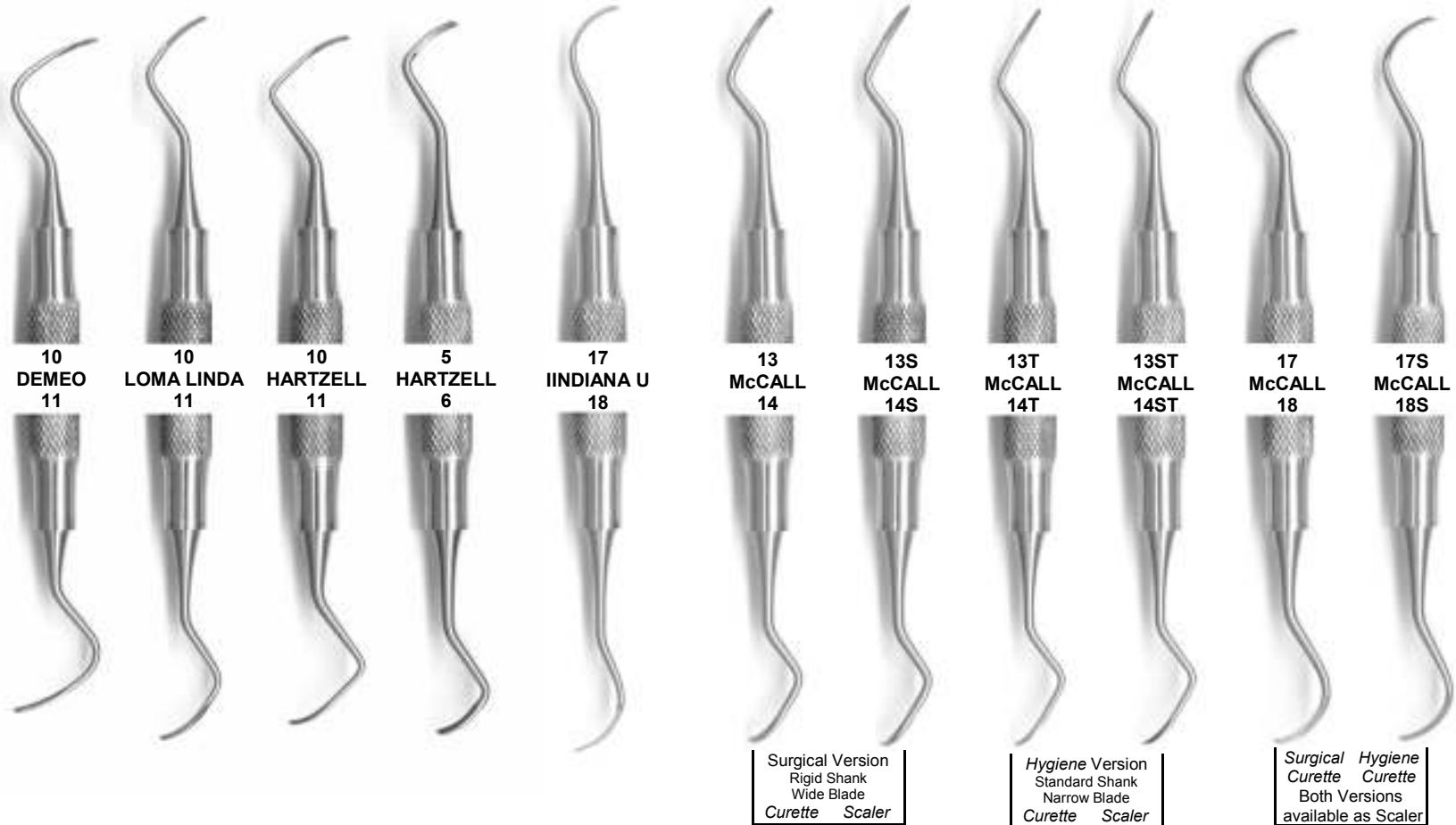
Same bend as
Gra 17/18

CURETTES

DeMeo
Loma Linda
Hartzell
Indiana U
McCall



Universal Curettes
Have two cutting edges that extends around the rounded toe. They have a curved face that is usually at a 90° angle to the terminal shank.



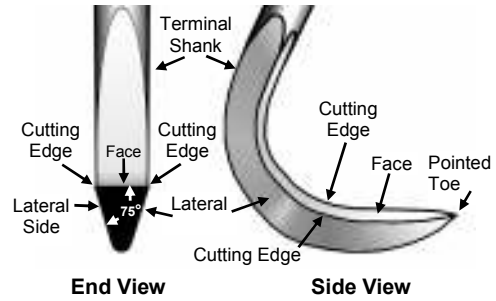
CURETTES

Pritchard 1/2

Younger Good 7/8

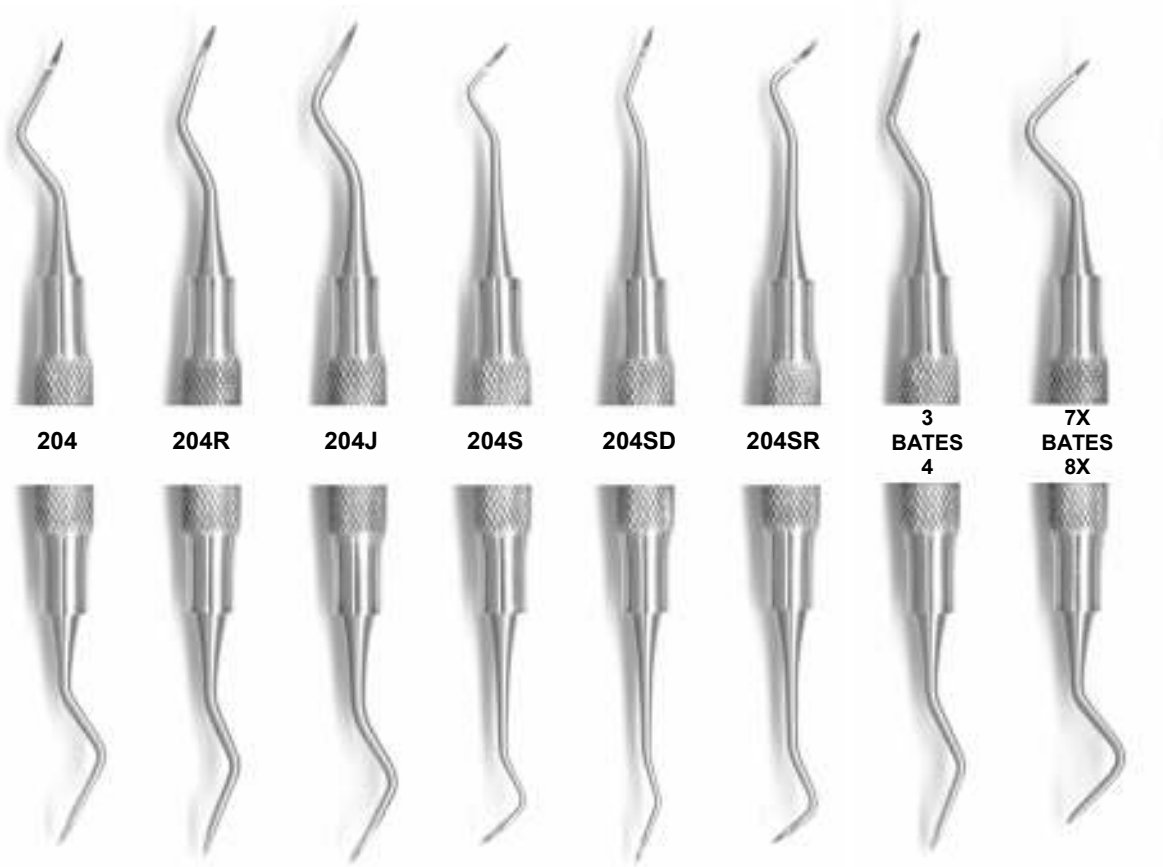
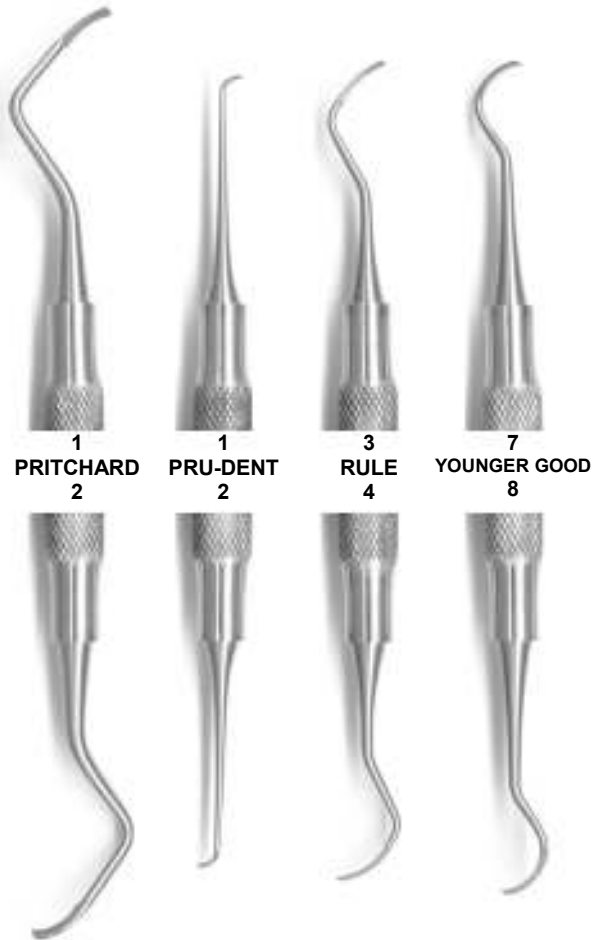
Scalers

Have two cutting edges and a pointed toe. They have a curved face that is usually at a 90° angle to the terminal shank.

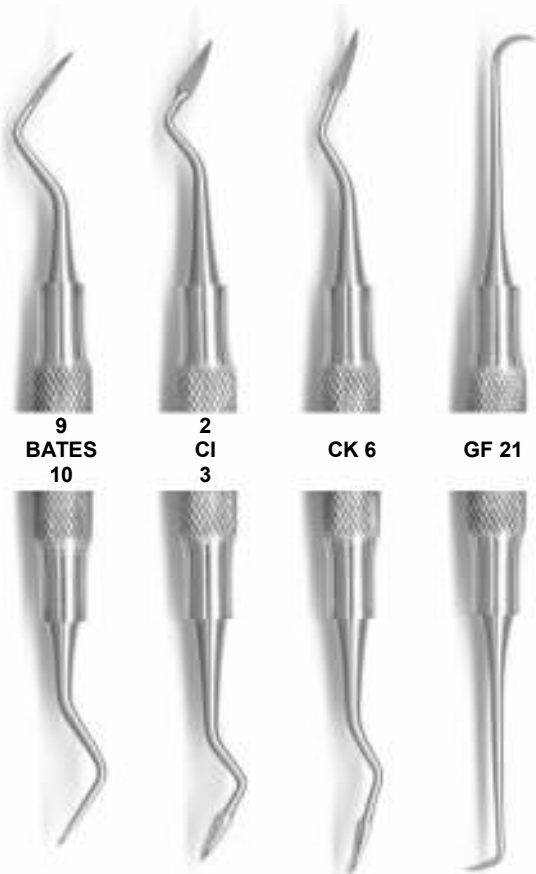


SCALERS

204—Bates 7x/8x



SCALERS
Bates 9/10- J2s/3s



9
BATES
10

2
CI
3

CK 6

GF 21



H5
 Long toe

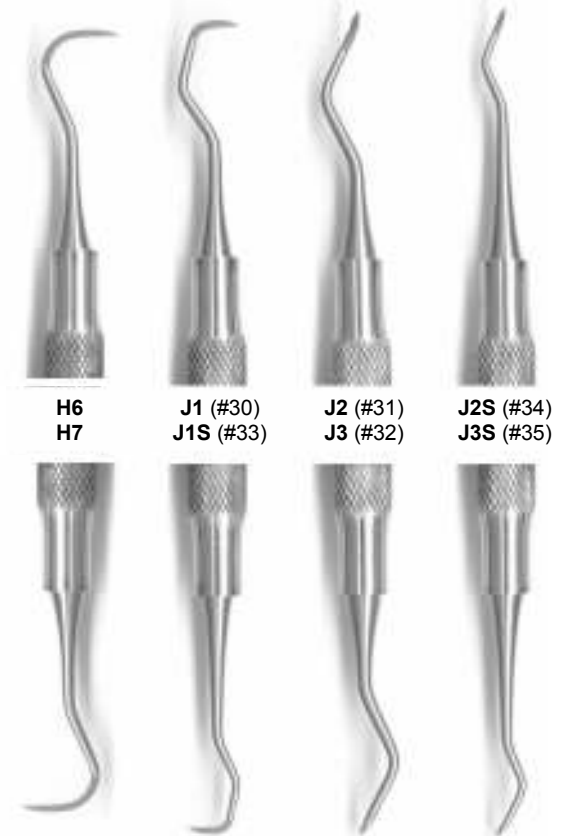
JACQUETTE 1
 (#30)



JACQUETTE 1S
 (#33)

ORBAN 14

U15

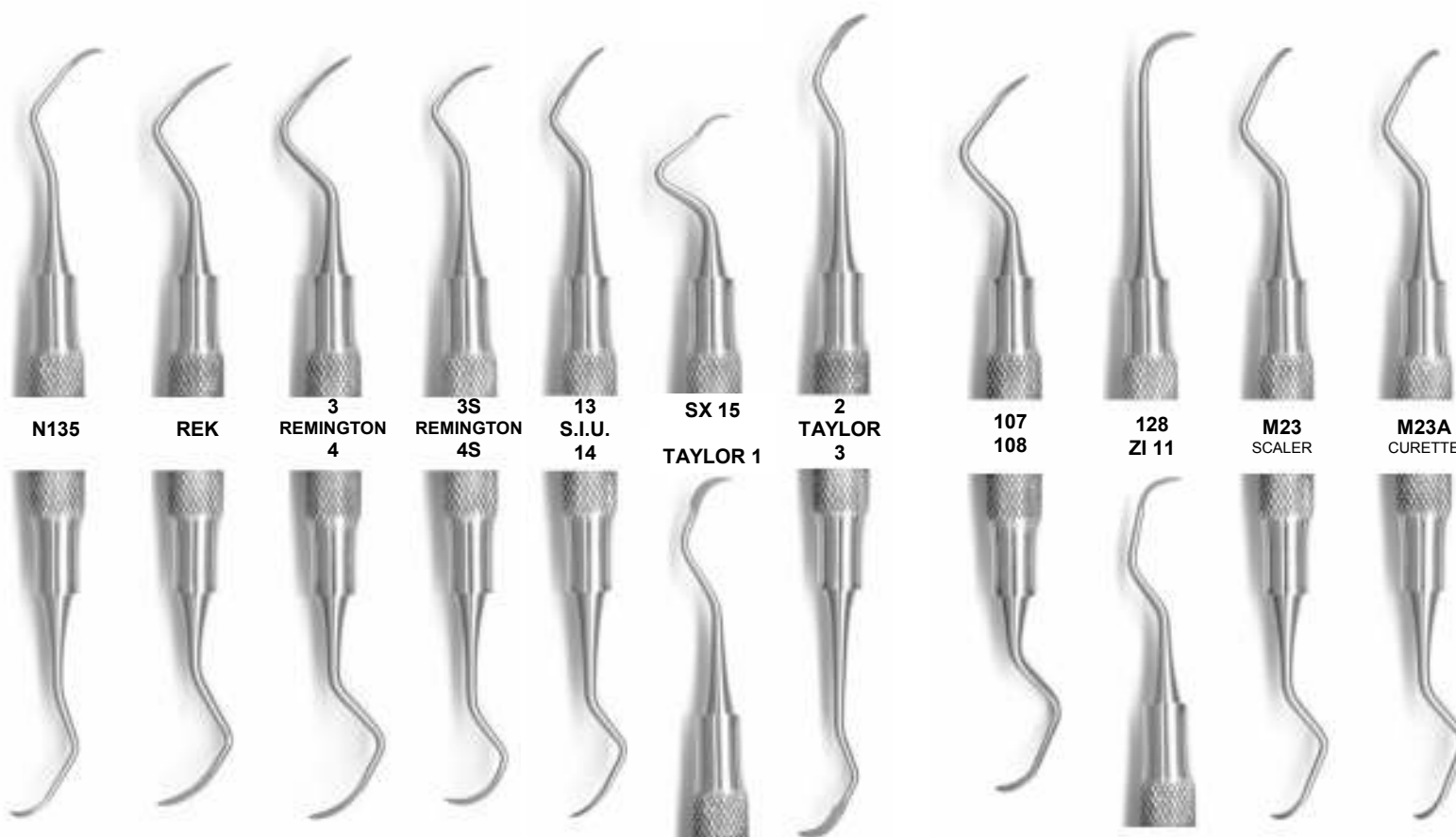


H6
H7

J1 (#30)
J1S (#33)

J2 (#31)
J3 (#32)

J2S (#34)
J3S (#35)

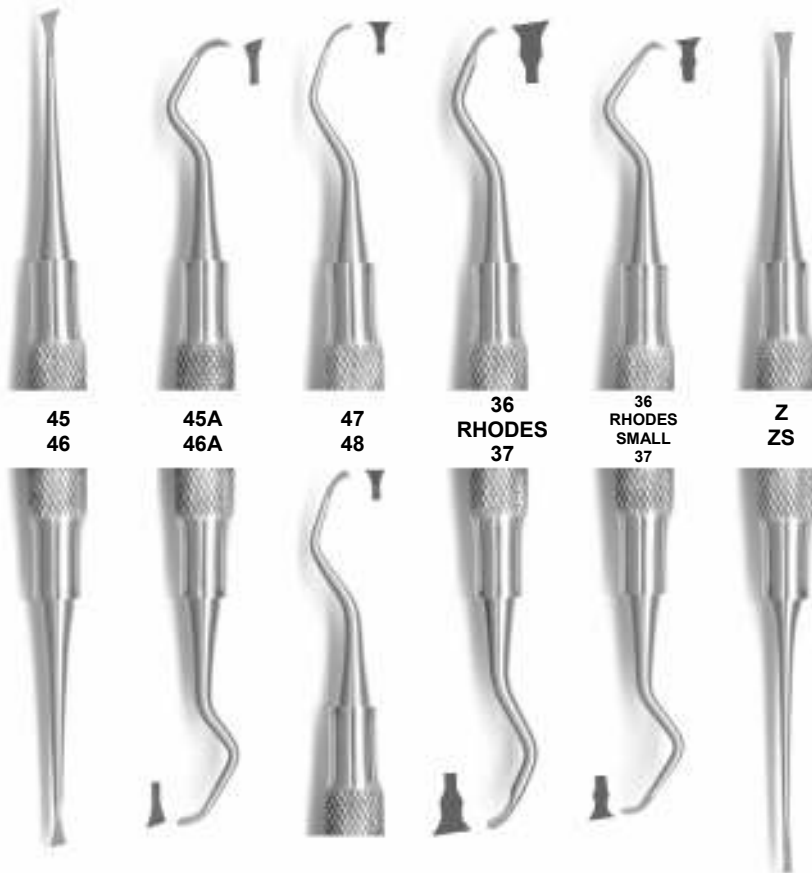


Not pictured:

- Nev 1 ant. scaler/ spoon
- Nev 2 post. scaler
- Willard carver d/e scaler
- Montana Jack d/e scaler
- Thompson Jr d/e scaler

HOES & SURGICAL CHISELS
45/46 - Z/Zs

PERIO KNIVES
Goldman Fox - Towner 19/20



Care of your *PRU-DENT* New & Retipped Instruments

Instrument cleaning: All instruments must be cleaned and sterilized before use. Wash them with a non-corrosive detergent designed for use on Stainless Steel. Do not use ultrasonic denture cleaning solution because it chemically attacks the high carbon stainless used in instrument points, burning the points black and pitting the steel. We recommend ultrasonic cleaning your instruments with **TECNICLENE™** Ultrasonic Solution from **PRU-DENT**. (See the box on the right.)

To **prevent spotting**, thoroughly rinse off the cleaning solution and dry your instruments before autoclaving.

Separate carbon and stainless instruments in your autoclave to prevent rust contamination.

Some older instruments have handles made of chrome-plated brass. As the instruments age, the **chrome will flake or peel off and the exposed brass will corrode and turn brown**. These instruments can be used, but they should be replaced as soon as possible.

TECNICLENE™ Concentrated Powder For Ultrasonic Cleaners

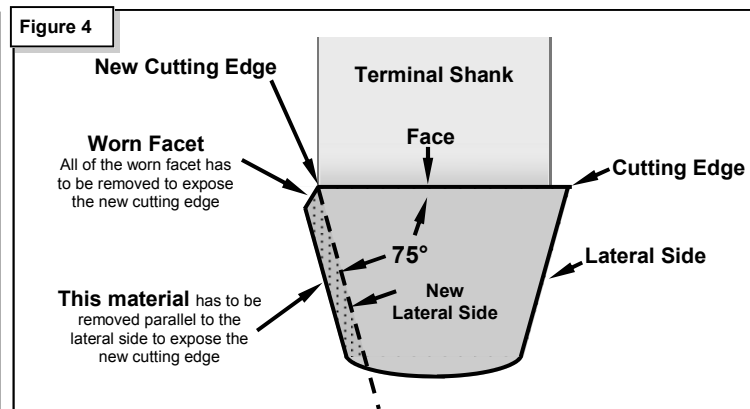
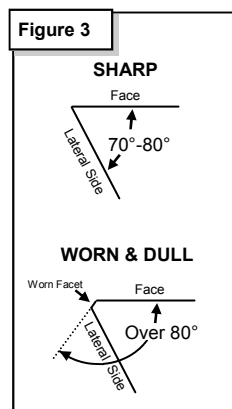
It's a detergent, scrubbing agent, blood solvent, and deodorizer in one powerful, easy-to-mix solution. This is the best ultrasonic cleaning solution we've ever found. We use it ourselves. It comes in a 2 Lb. container and makes 32 gallons of solution.



Tips on Sharpening Your *PRU-DENT* Instruments

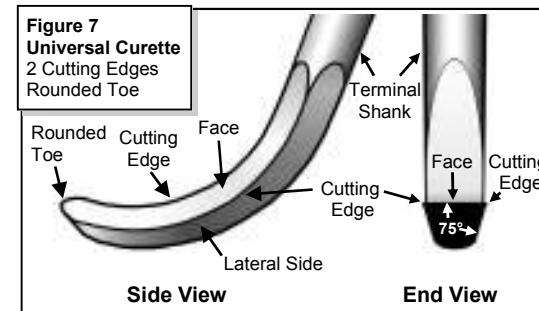
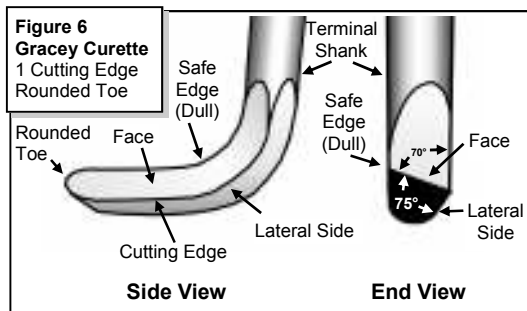
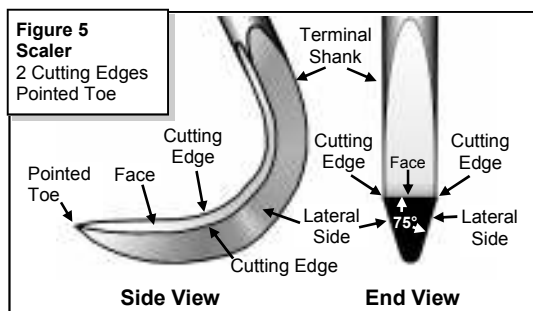
A cutting edge on a scaler or curette is defined: as two planes intersecting at an angle between 70° and 80° (We use a 75° angle). On a scaler or curette the two planes that form the cutting edge are the **lateral side** and the **face** of the instrument. (See Figure 3.) When the instrument is dull, which can happen in as few as 10-15 strokes, the cutting edge is worn or rounded off. This creates a new plane between the face and the lateral side, called the worn facet, whose angle is greater than 80°.

To resharpen the instrument, the worn facet has to be completely removed to expose a new cutting edge. This is done by removing material across the lateral side, at 75° from the face, until the worn facet is completely gone. (See Figure 4.) The sharpening process also reduces and reshapes the head of the instrument. It's important to follow the original contours of the face while maintaining the 75° angle between the face and the lateral side so that it will still work as it was designed. (See Figures 5, 6, & 7.) If the head of the instrument is severely worn you may have to refer to a new **PRU-DENT** instrument for an example of the proper shape.




If you need help sharpening please feel free to contact us.

Read about our **PRU-DENT Sharpening System** The Easiest way to resharpen your instruments EVER!



PRU-DENT ***Sharpening System***



The **Easiest** way to resharpen your instruments **EVER!**

But don't take our word for it.
Check out these Trials and Testimonials

As recommended in:

"Periodontal Instrumentation for the Practitioner"



By: Jill S. Nield-Gehrig

SHARPENING AID

If you have difficulty maintaining the correct angulation of the sharpening stone to the instrument face, you may want to invest in a sharpening system. One excellent system is the PRU-DENT Sharpening System. This system consists of a sharpener base that holds the stone at the correct angulation for sharpening. The sharpener base is completely autoclaveable. For more information, contact PRU-DENT Dental Instrument Mfg., Co., at (800) 631-2339.

The PRU-DENT sharpening base holds a rectangular sharpening stone at the correct angle for instrument sharpening. This sharpening system will accommodate rectangular composition, Arkansas, diamond and ceramic stones.



Testimonials

In the fall of 1990, six prototype sharpeners were sent to Colorado Northwestern Community College School of Dental Hygiene for testing. The sharpeners were distributed to a group of 40 freshman and sophomore students, 39 of whom were untrained in sharpening. Within the first hour, 38 of the 39 students were sharpening accurately, and by the end of the first week all 39 were using the sharpeners to sharpen all of their instruments unsupervised and with complete confidence. We're proud to say we've created a tool that anyone can use.

Here are some letters we've received about the ***PRU-DENT Sharpening System***.

"I introduced it to both sophomore and freshman dental hygiene students in 1990. Then and now, I still have to have sign-up sheets to control the demand on the stones."

"We have enjoyed the opportunity to maintain a sharp cutting edge without the frustration or tears the process of manual sharpening has the potential to produce."

Kim R. Beeler RDH, B.S.
Dental Hygiene Instructor, CNCC
(Colorado Northwestern Community College)

"For the first time in five years as a registered dental hygienist, I feel eager to sharpen my instruments and I feel confident with the results."

Patricia Hicks

"The use of your Pru-Dent sharpening device has been very helpful to us over the past couple of years. My hygienists and I feel that it reduces the amount of physical stress in holding the stone and also decreases instrument wear during the sharpening process. We have compared this to use on power sharpeners and have found it to be as fast or faster with your device."

Sincerely,

William E. Cusack, D.D.S.

"I want to thank you for helping a frustrated hygienist with her sharpening skills. I have been in practice for almost 16 years and have tried many ways to sharpen my instruments ..."

"I feel Prudent is so easy to understand and use and much faster. My instruments are very sharp, and I can do a better job--Thank you, Prudent!"

Sincerely,

Carol Martin RDH

There isn't a hygienist in the world that doesn't enjoy the feel of a new instrument. It's a "good day" when you have a tray full of them. Unfortunately, that feeling is soon lost because an instrument will start to lose its cutting edge in as few as fifteen strokes.¹

PRU-DENT is a family business that has been manufacturing dental instruments for almost 80 years. In 1978 we invented Stainless Steel Retipping, which placed us in a unique position. We were the only instrument manufacturer to see the instruments after they had been used up. We saw how instruments were maintained in most offices... and we were frightened.

We found that only about 10% of the instruments sent to us were sharpened correctly. The rest were either sharpened at the wrong angle or never sharpened at all. Most of our customers said that they couldn't do it. It was just too hard to learn.

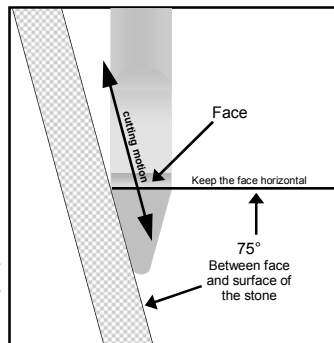
Surprised by this discovery, we contacted several universities and experts in the field. We found that most schools just gloss over sharpening, believing that it requires a talent that can't be taught.

We realized that something had to be done, so we asked universities, dental offices and professionals nationwide what they would wish for in the ideal sharpening system. The answers were: 1) Make it easy: easy to learn, easy to set-up, easy to use, assemble, clean, everything. **MAKE IT EASY!** 2) Make it safe. Bandaged fingers scare patients. 3) Make it autoclaveable so that it can be used chairside. 4) Finally, make the instruments sharpen themselves. To this day we've had no success with that last one.

We began by asking ourselves what made sharpening so difficult? The answer is that a typical instrument is harder than granite, thinner than a dime, has more angles than a Picasso and all you have to do is maintain a precise angle between the face and lateral side, while rubbing the instrument in one hand against the stone in the other. No problem, right? We did some research and found that there is a natural talent called abstract reasoning that determines a person's ability to visualize complex angles and manipulate them without losing perspective. Unfortunately, every method of instrument sharpening available until now required a high degree of abstract reasoning - something less than 10% of people have.

So with the wish lists and our research in mind, we began developing the **PRU-DENT Sharpening System**. What we came up with is a sharpening method that requires no abstract reasoning. Anyone can do it. **In fact, if you can eat a bowl of soup, you can sharpen your own instruments.**

How? All scalers and curettes require the same 70° to 80° angle between the face and the lateral side², so we turned everything around. We turned the face up towards you, so you can see what you're doing. The Sharpener maintains the optimal 75° angle between the face and the lateral side and all you have to do is keep the face horizontal. Its just like eating a bowl of soup. If you keep the spoon horizontal, the liquid doesn't spill. If you keep the blade horizontal, you'll sharpen like a pro.

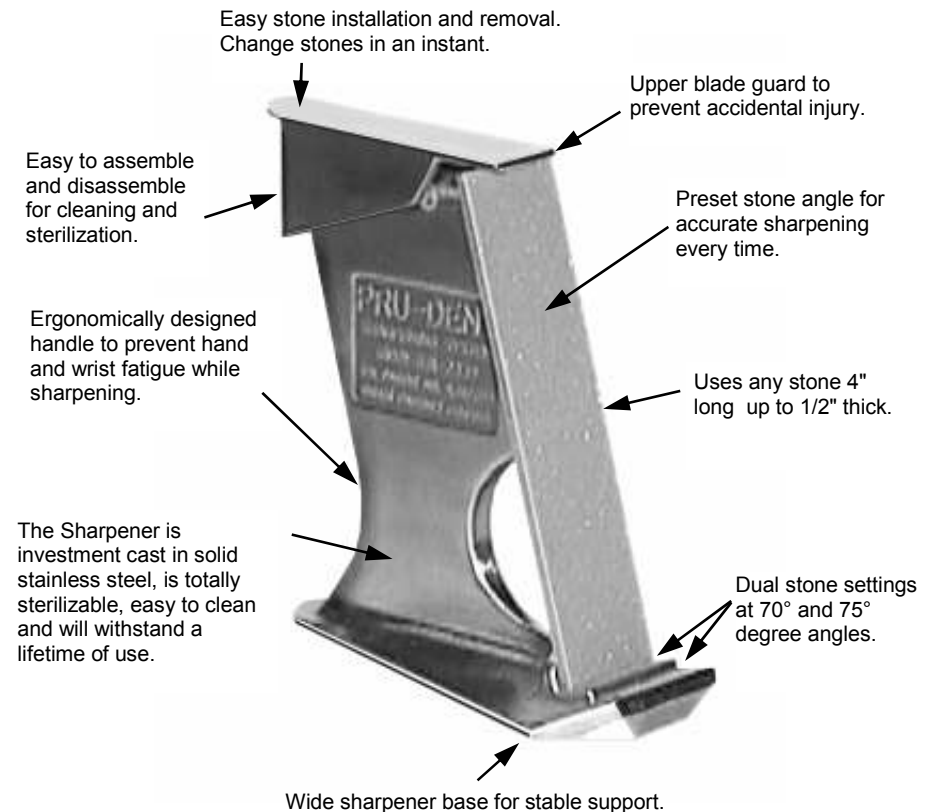


References

1. Tal, H.; Panno, J.M.; and Vaidyanathan T.K.: *Scanning electron microscope evaluation of wear of dental curettes during standardized root planning*. *J Periodontol* 56:532-536, 1985.
2. Wilkins, E. M.: *Clinical Practice of the Dental Hygienist*, ed 7, pp 489-491. Philadelphia, Lea and Febiger, 1994.

The PRU-DENT Sharpening System

Designed to be the easiest method of Sharpening - EVER. It's also the only completely sterilizable chairside method of Sharpening available.



The PRU-DENT Sharpening System includes:

- 3 sterilizable stones: 1 diamond-plated steel (coarse grit)**
- 1 brown ceramic (medium grit)**
- 1 white ceramic stone (fine grit)**

2 Sterilizable test sticks

Written, easy-to-follow directions AND an Instructional Video.



1929 Wright Blvd., Schaumburg, IL, 60193
800-631-2339 www.pru-dent.us retip@pru-dent.us

PRU-DENT GUARANTEE

We guarantee our ***PRU-DENT*** instruments and retipped points to be free of manufacture or material defects for the useable life of the instrument. If an instrument is worn to the point where it can no longer be used or resharpended to perform it's function as it was originally designed, it's useable life has ended.

If you feel that a ***PRU-DENT*** new or retipped instrument has worn out too quickly, contact us. We will test the integrity of the materials, which does not change with normal use and care. If the instrument does not meet our quality standards we will repair, retip or replace it, at our discretion.

All handles retipped by ***PRU-DENT*** are guaranteed not to crack or fail for thirty days from the invoice date. That includes other manufacturers' handles that have been retipped by ***PRU-DENT***. If a handle fails within thirty days of the invoice date we will replace it free of charge with the closest ***PRU-DENT*** equivalent. Remember to inspect all instruments, (every brand, retipped or not) for safety and newly formed defects before every use. ***PRU-DENT*** cannot be responsible for instrument failure or injury due to improper maintenance or negligence.

If you have any questions or problems with any of our products or our services please call us at 800-631-2339. Our customers' concerns and ideas are our best way to learn how to improve our product, so please call. We're here to serve you.